

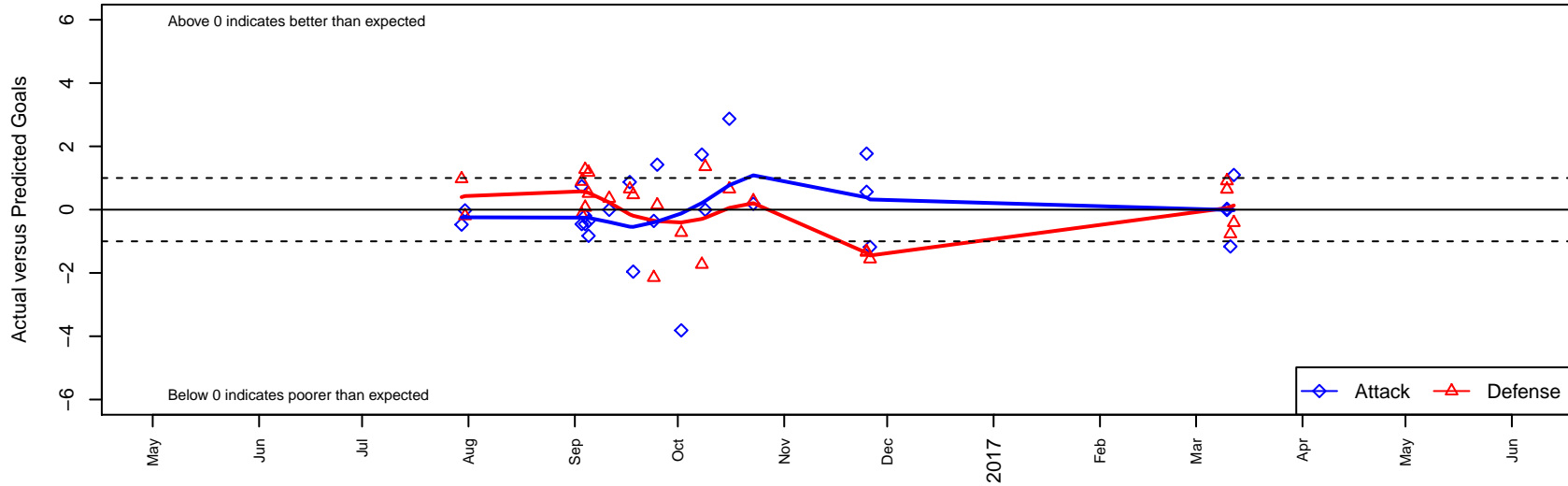
# Pateadores MV B99

, CAS  
 B99 total strength=1853  
 attack=47.78 defense=31.04  
 fall league = SCDL FI1 U18  
 notes= AV/MV; Lopez 2013-6

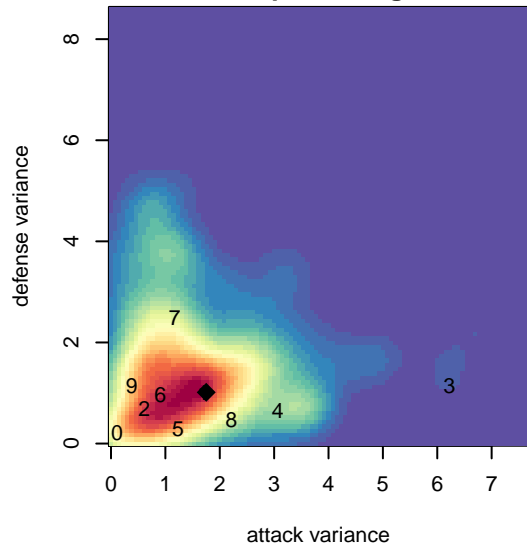
alt names used:  
 PATEADORES MV MV LOPEZ (CAS)  
 PATEADORES MVMV LOPEZ  
 Pateadores B1999 MV Lopez  
 PATEADORES MV MV LOPEZ (CAS)  
 Pateadores B99 MV

Venues played:  
 2016 Surf Cup Super White U18  
 2016 NHB Cup Flight 1  
 2016 SCDL FI1 U18  
 2016 Nomads Thanksgiving 1st Division U18  
 2016 NV Players Showcase U-18 Treasure Isl

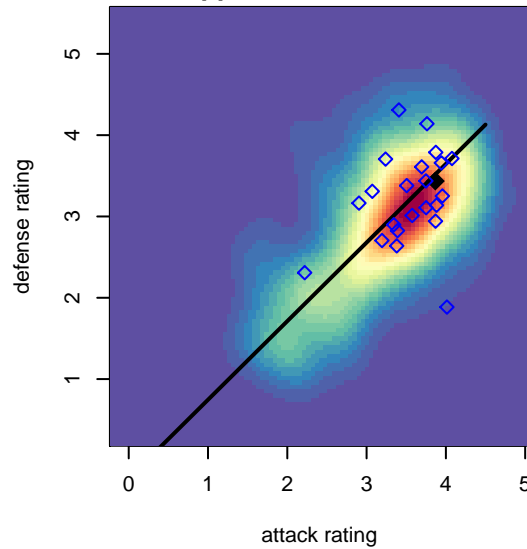
**Pateadores MV B99**  
 Dots are actual minus expected GF (blue circles) and GA (red triangles).  
 Blue line is smoothed change in attack strength. Red is smoothed change in defense strength.



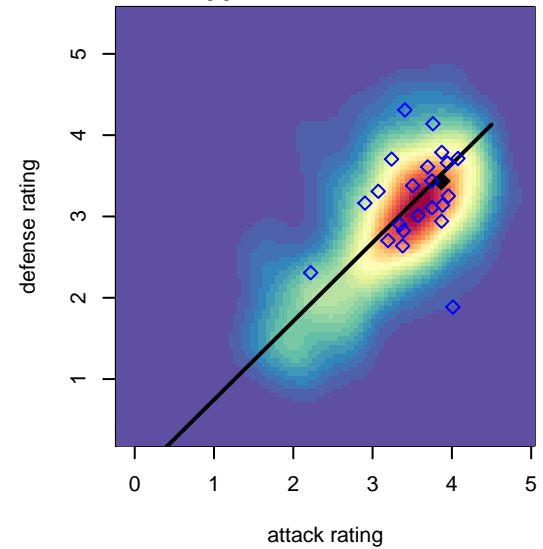
**attack and defense variance (black dot)  
relative to other teams  
and top 10 in region**



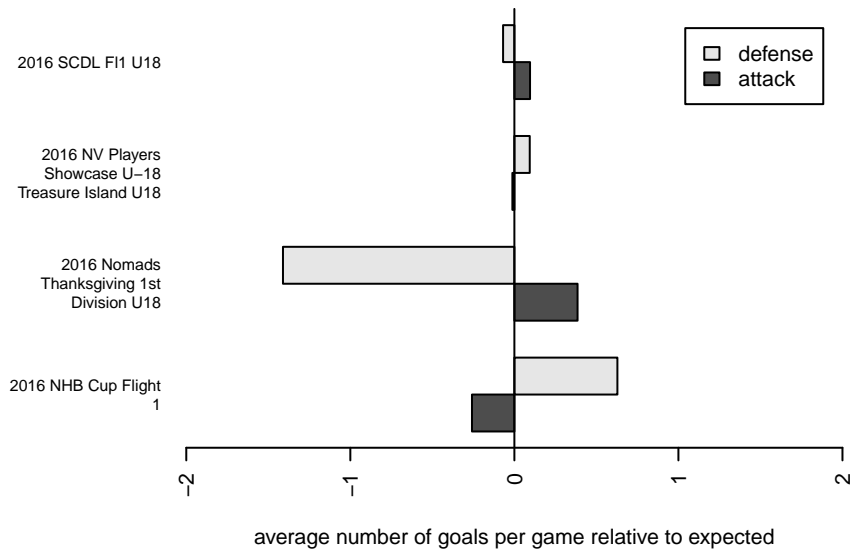
**attack and defense rating  
relative to others at age  
and all opponents in last 13 months**



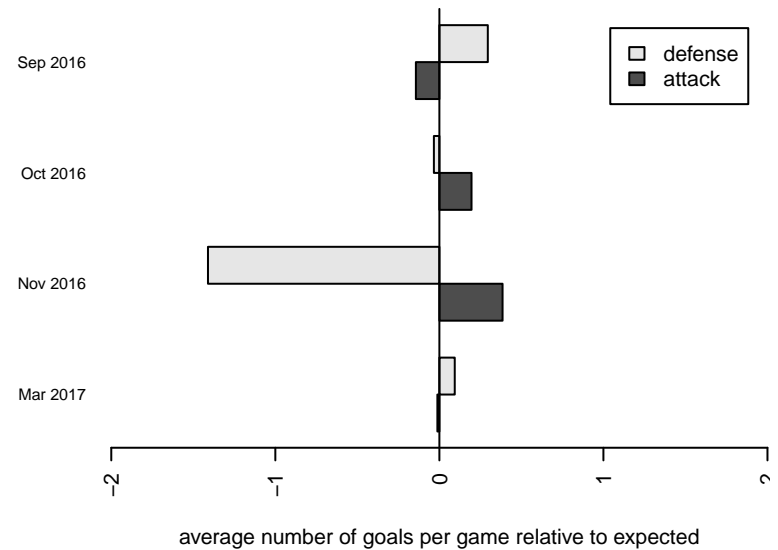
**attack and defense rating  
relative to others at age  
and all opponents in last 13 months**



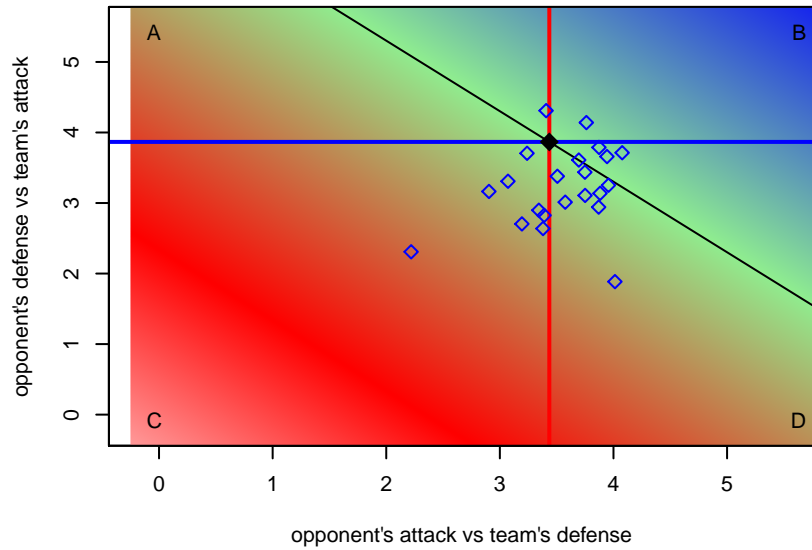
**Performance relative to 13 month average**



**Performance relative to 13 month average**



Distribution of opponents  
 Red = Lose zone, Blue = Win zone, Green = Even  
 Black line separates win/lose zones



lot. A=Neither has attack advantage, B=Opponent has both attack and defense advantage, C=Opponent has both attack and defense disadvantage, D=Both have

late	home		away		venue	pred.home	pred.aw
7-03-12	Pateadores MV B99	3	Ohio Premier Black B99	1	2016 NV Players Showcase U-18 Treasure I	1.90	0.59
7-03-11	Boise Nationals Timbers Blue B99	2	Pateadores MV B99	1	2016 NV Players Showcase U-18 Treasure I	1.23	2.16
7-03-10	Dallas Texans Red B99	1	Pateadores MV B99	1	2016 NV Players Showcase U-18 Treasure I	1.91	1.01
7-03-10	Pateadores MV B99	2	Downtown LVSC Academy B99	0	2016 NV Players Showcase U-18 Treasure I	1.97	0.64
3-11-26	Washington East SC B99	3	Pateadores MV B99	0	2016 Nomads Thanksgiving 1st Division U1	1.44	1.18
3-11-25	Pateadores MV B99	5	San Diego United Black B99	2	2016 Nomads Thanksgiving 1st Division U1	3.23	0.68
3-11-25	Pateadores MV B99	8	Hollywood FC White B99	3	2016 Nomads Thanksgiving 1st Division U1	7.44	1.65
3-10-23	Pateadores MV B99	5	CDA Slammers Tustin B99	0	2016 SCDL F11 U18	4.81	0.28
3-10-16	San Diego SC Academy Navy B99	0	Pateadores MV B99	6	2016 SCDL F11 U18	0.65	3.13
3-10-09	Strikers FC Mission Viego B99	0	Pateadores MV B99	2	2016 SCDL F11 U18	1.36	2.00
3-10-08	San Diego Surf SC Academy Select B99	3	Pateadores MV B99	3	2016 SCDL F11 U18	1.27	1.26
3-10-02	CDA Slammers Tustin B99	1	Pateadores MV B99	1	2016 SCDL F11 U18	0.28	4.81
3-09-25	Pateadores MV B99	4	Slammers FC B99	1	2016 SCDL F11 U18	2.58	1.15
3-09-24	RSF Attack Academy B99	3	Pateadores MV B99	2	2016 SCDL F11 U18	0.85	2.36
3-09-18	Pateadores MV B99	0	Encinitas Express e3 B99	1	2016 SCDL F11 U18	1.96	1.47
3-09-17	Pateadores MV B99	4	San Diego SC Academy Navy B99	0	2016 SCDL F11 U18	3.13	0.65
3-09-11	Pateadores MV B99	2	Strikers FC Mission Viego B99	1	2016 SCDL F11 U18	2.00	1.36
3-09-05	FRAM Premier B99	0	Pateadores MV B99	1	2016 NHB Cup Flight 1	1.18	1.35
3-09-05	Pateadores MV B99	0	FC Golden State B99	1	2016 NHB Cup Flight 1	0.83	1.51
3-09-04	Cerritos United SC Blue B99	1	Pateadores MV B99	2	2016 NHB Cup Flight 1	1.07	2.20
3-09-04	Pateadores MV B99	1	Legacy Red B99	0	2016 NHB Cup Flight 1	1.46	1.27
3-09-03	Pateadores MV B99	2	Boca Juniors LA B99	1	2016 NHB Cup Flight 1	2.46	0.85
3-09-03	Pateadores MV B99	2	Sparta United Premier B99	0	2016 NHB Cup Flight 1	1.26	0.89
3-07-31	Seattle United Copa B99	2	Pateadores MV B99	1	2016 Surf Cup Super White U18	1.80	1.02
3-07-30	Pateadores MV B99	0	Corinthians B99	0	2016 Surf Cup Super White U18	0.47	0.97